

Active X4, 35-67GHz Broadband, High Power +18dBm, 1.85mm

Description:



AT-AM4-3567-18XC is a broadband frequency multiplier. The multiplier has an input frequency of 8.75-16.75 GHz with a typical output +18dBm from 35-67GHz.

The integrated input and output buffers deliver high output power at a low drive level. The multiplier also has a typical harmonic suppression. The input port is SMA female, and the output is 1.85 mm Female. Other port configurations are available under different requirement.

For more information, please visit www.atmicrowave.com

Feature

- ✓ Frequency: 35-67GHz
- ✓ Pout: +18dBm typical
- ✓ Input: 8.75-16.75GHz
- ✓ Low Harmonics

Application

- ✓ 28/39GHz 5G Communication
- ✓ Test Equipment
- ✓ ROF (RF Over Fiber)
- ✓ Radar System

Electronical Specifications:

Parameter	Min	Typical	Max
Input Frequency	8.75GHz		16.75GHz
Input Power	+0	+3dBm	+6
Multiplier Factor		X4	
Output Frequency	35GHz		67GHz
Output Power	+15	+18dBm	
X3/X5 Suppression vs X4 Pout		-20dBc	
Drain Voltage		+5V	+8V
Current		500mA	
Spec Temp		25C	





AT-AM4-3567-18XC

Active Multiplier x4, 35-67GHz Pout=+18dBm

Mechanical Information

Item	Description
Input Port	SMA Female
Output Port	1.85mm Female
Case Material	Copper
Finish	Gold Plated
Package Sealing	Epoxy Sealed
Weight (Without Heatsink)	80g
Size:	See outline

Absolute Maximum Ratings Table

Parameter	Value
Drain Supply	+13V
RF Input Power	+15dBm
Operating Temperature	-20 to +70C
Storage Temperature	-65 to +180C

Note: -40 to 85C operating Temp range is available according to request.

Notes:

- ✓ Datasheet may be changed according to update of MMIC, Raw materials , process, and so on.
- ✓ This data is only for reference, not for guaranteed specifications.
- ✓ Please contact AT Microwave team to make sure you have the most current data.
- ✓ Always pay attention to the temperature of the case, heatsink and fan are required if case temperature exceeds over 50C.

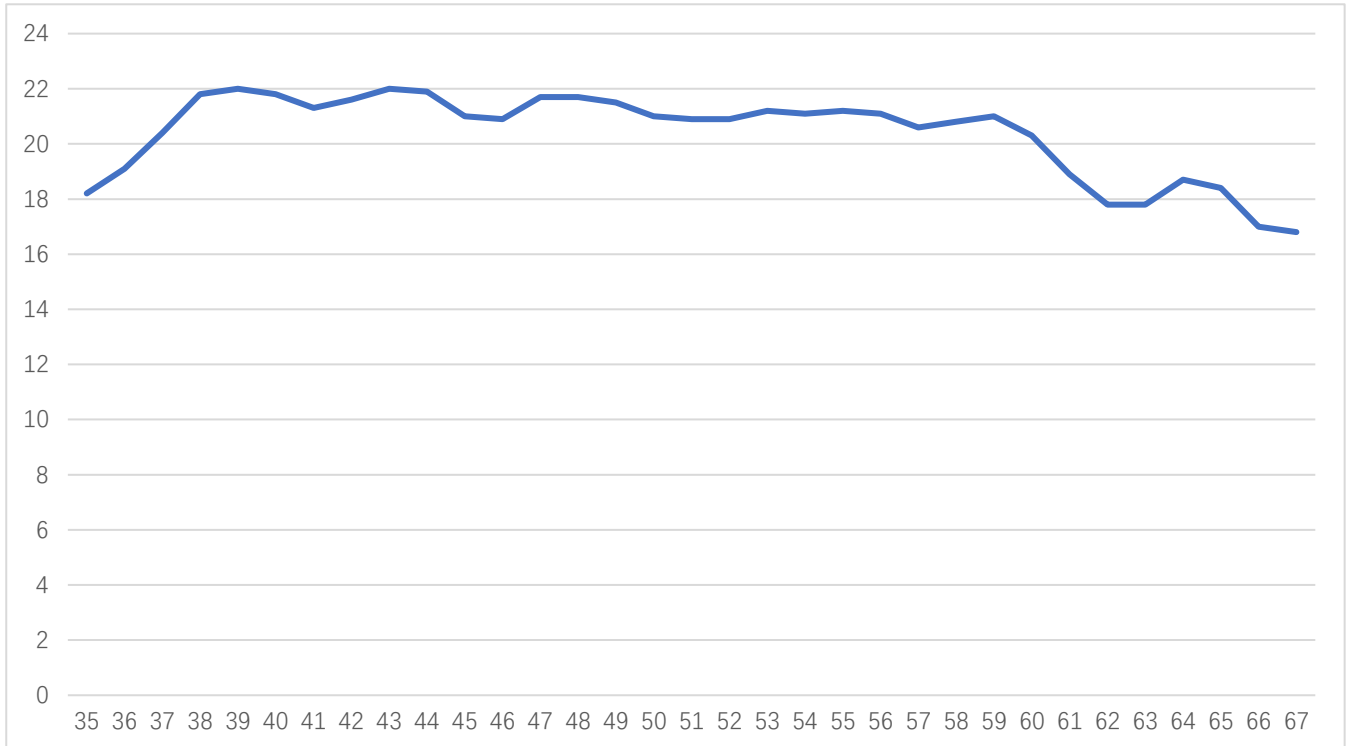




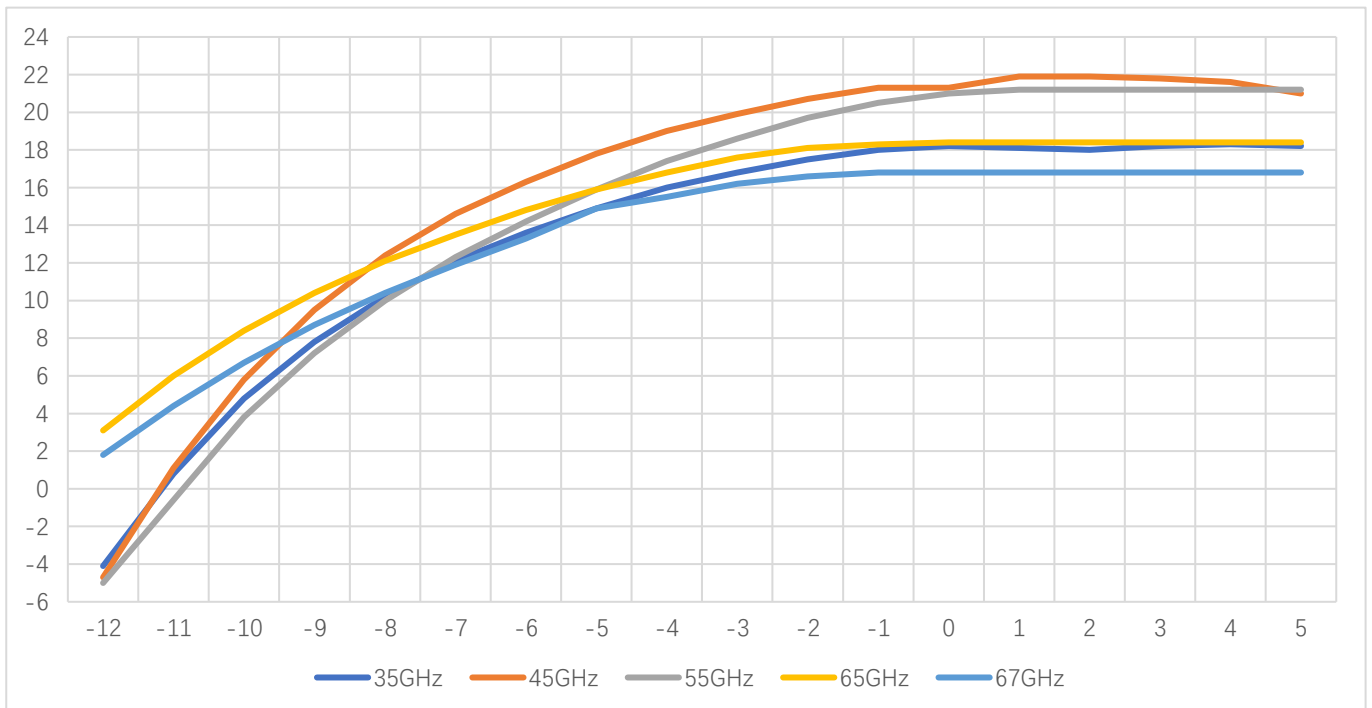
AT-AM4-3567-18XC

Active Multiplier x4, 35-67GHz Pout=+18dBm

Test Data:




Pout vs Frequency



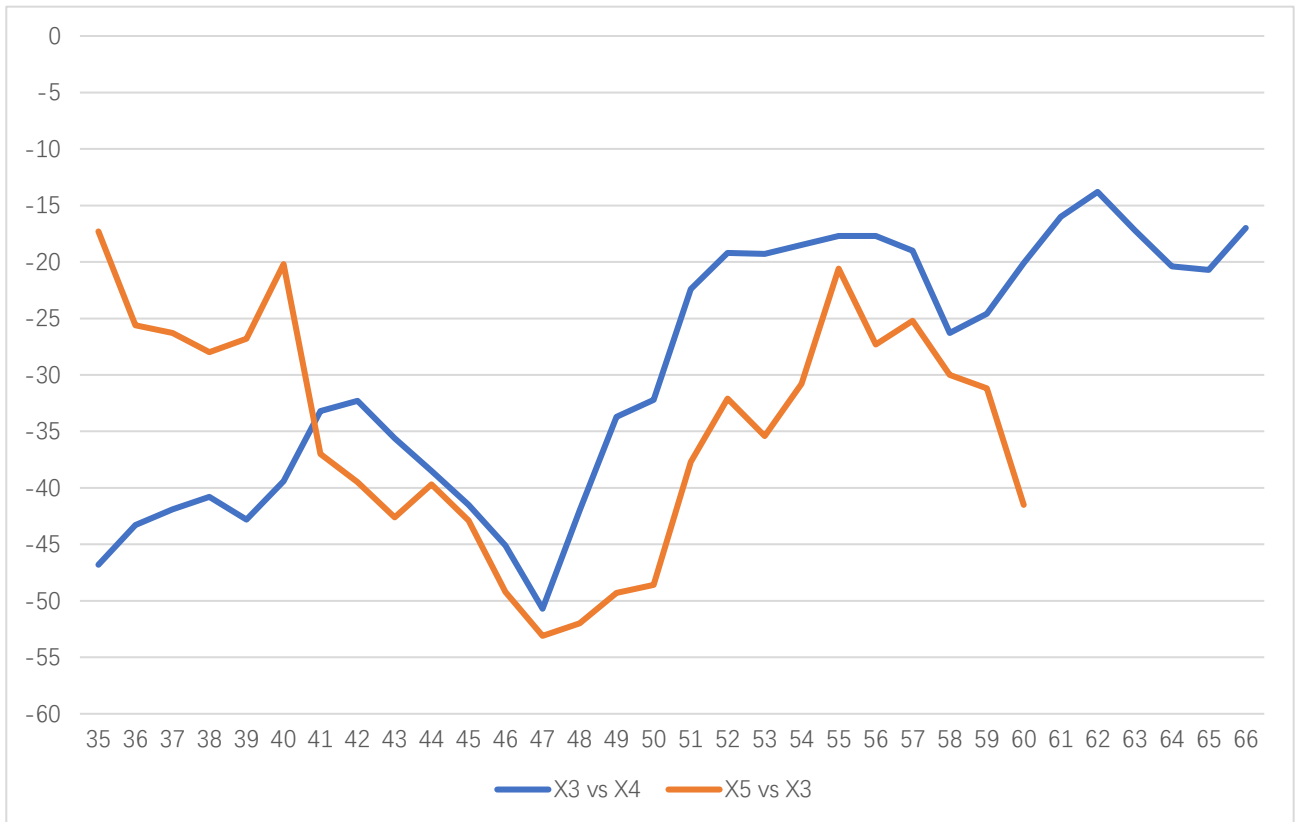
Pout vs Pin





AT-AM4-3567-18XC

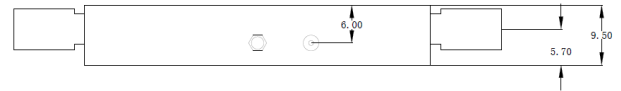
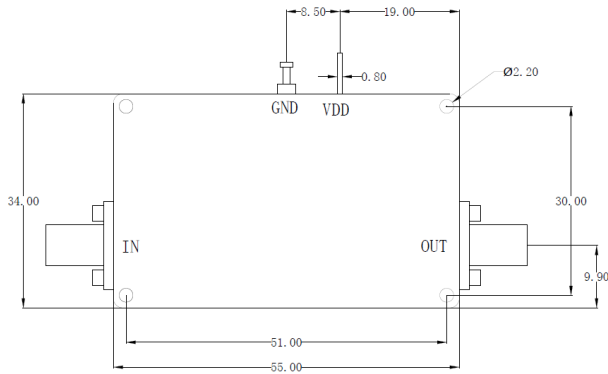
Active Multiplier x4, 35-67GHz Pout=+18dBm



X3/X5 Suppression vs X4 Pout

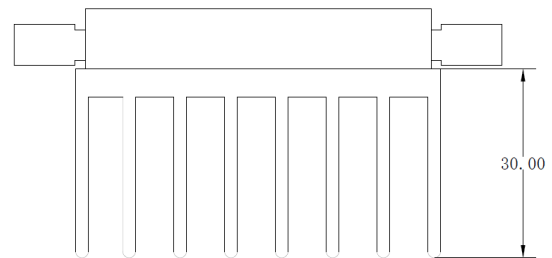
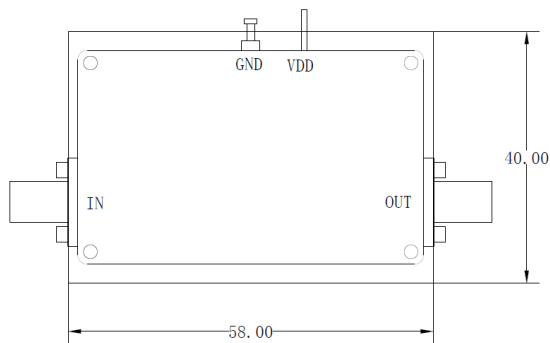


Dimension: (Unit:mm)



	<26.5GHz	<40GHz	<50GHz	<67GHz
Connector	SMA	2.92mm	2.4mm	1.85mm
Length of a	9.4mm	9.5mm	10.8mm	11.3mm

Note: Female Default. Contact with us for other types.



Including a small heatsink without Fan if output Power higher than +20dBm.

Customers can remove it or use their own heatsink according to actual situation.

Heatsink required during operation

